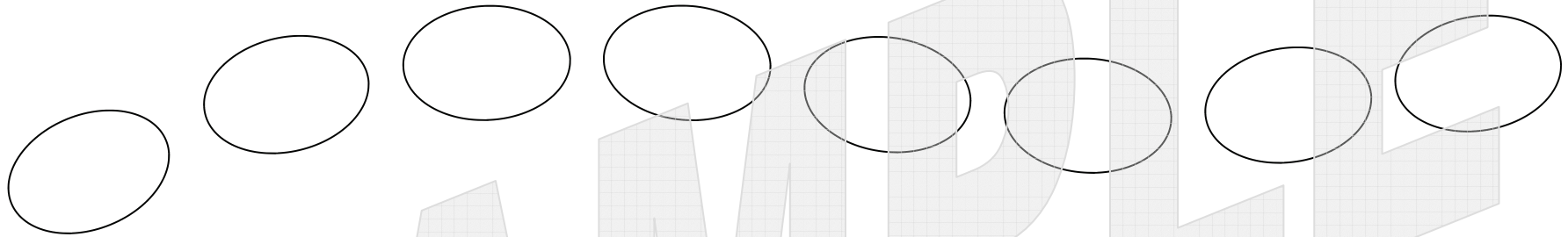

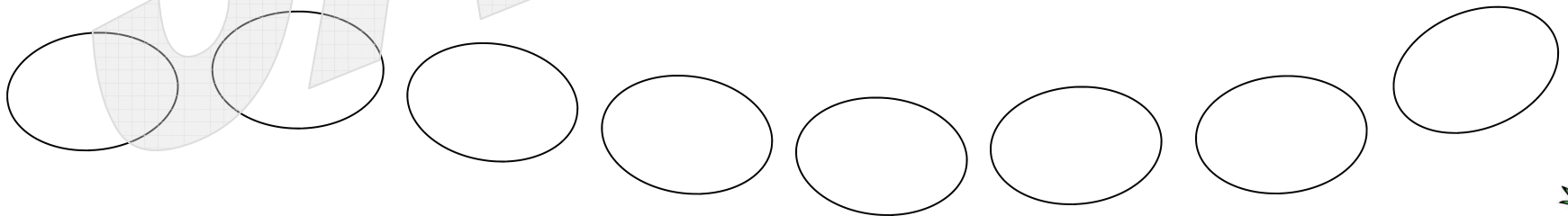



Leapin' Lily Pads

Player 1



Pla





Leapin' Lily Pads Directions

Materials needed: game board, two dice, pencil

Number of Players: 2 or 2 groups

Object of the game: Fill in all the numbers in your lily pads first. Numbers must be in sequential order.

How to play:

- Both players roll dice
- Player with the largest sum goes first
- First player rolls both dice and adds the numbers together.
- Player must then decide which lily pad to write the sum on. (Remember that all numbers will not be recorded on the lily pads so students have to strategically place numbers. Numbers used must be in sequential order. ie: 2, 3, 5, 7....)
- Next player rolls both dice and adds the numbers together.
- Player must then decide which lily pad to write the sum on. (Again, students must remember that all numbers will not be recorded on the lily pads so they have to strategically place numbers as they play.)

NOTE: **If a number has already been recorded on a player's set of lily pads, player will not be able to record and number and loses his/her turn.

**If a number does not fit on the board, player loses his/her turn. ie: Player has already recorded the numbers 2, 3, 5, 6. Then rolls a 4. (If there is not an open lily pad between 3 & 5, then player will have no place to record a 4 and turn goes to the next player.)

- Continue playing until one player has filled all his/her lily pads placing all numbers in a sequential order.

